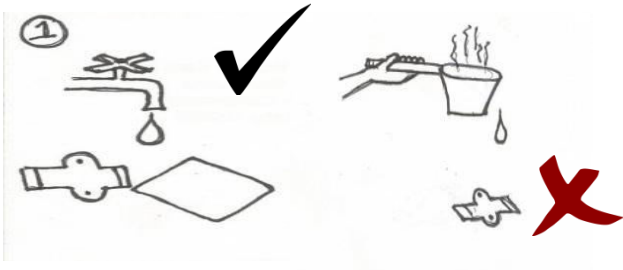




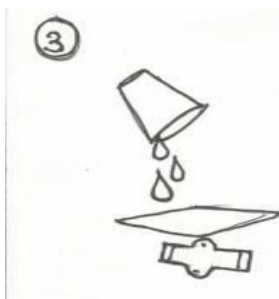
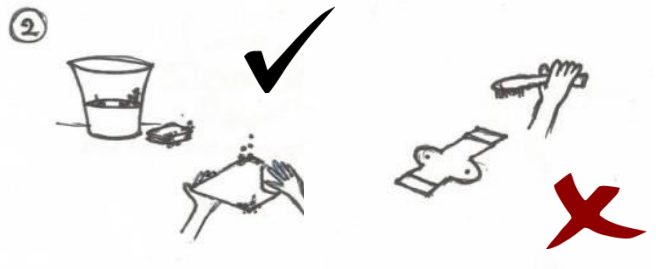
## Caring for your Shomota pad.

\*\*\*wash before first use\*\*\*



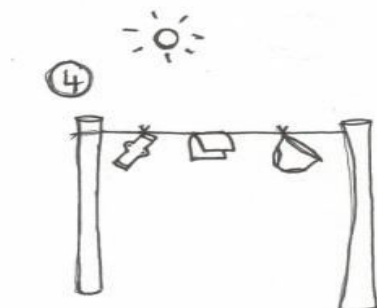
→1. Rinse or Soak your pad soon after use in cold or warm water until mostly clean (do not use hot water as the stain will set)

→ 2. Wash your pad with soap or detergent. Apply a small amount directly on the pad and then rub the pad together (do not use a scrub brush on the fabric, it will make it less absorbent)

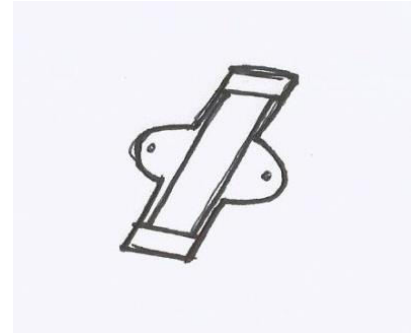



→3. Rinse with water until there is no soap left.

→4. Hang your pad to completely dry (in sunlight if possible)


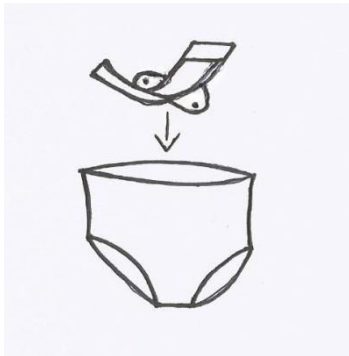


## How to assemble your pocket pad:



## How to wear your pad:

\*note: put the pad in your underwear, with the tag side facing down.



## Benefits of your reusable pad:

- It is chemical free and hygienic!
- It is comfortable to wear and can be used for years!
- It helps to protect the environment and reduce waste!